

## SOT-323 Plastic-Encapsulate Transistors

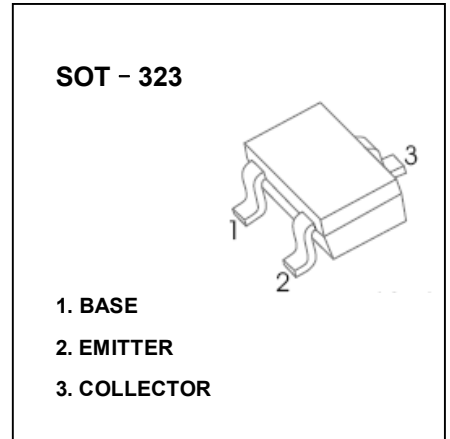
TRANSISTOR (NPN)

### FEATURES

- High DC Current Gain
- Complementary to 2SA1611
- High Voltage

### APPLICATIONS

- General Purpose Amplification



### MAXIMUM RATINGS ( $T_a=25^\circ\text{C}$ unless otherwise noted)

Symbol	Parameter	Value	Unit
$V_{CBO}$	Collector-Base Voltage	60	V
$V_{CEO}$	Collector-Emitter Voltage	50	V
$V_{EBO}$	Emitter-Base Voltage	5	V
$I_C$	Collector Current	100	mA
$P_C$	Collector Power Dissipation	150	mW
$R_{\theta JA}$	Thermal Resistance From Junction To Ambient	833	$^\circ\text{C/W}$
$T_j$	Junction Temperature	150	$^\circ\text{C}$
$T_{stg}$	Storage Temperature	-55~+150	$^\circ\text{C}$

### ELECTRICAL CHARACTERISTICS ( $T_a=25^\circ\text{C}$ unless otherwise specified)

Parameter	Symbol	Test conditions	Min	Typ	Max	Unit
Collector-base breakdown voltage	$V_{(BR)CBO}$	$I_C=100\mu\text{A}, I_E=0$	60			V
Collector-emitter breakdown voltage	$V_{(BR)CEO}$	$I_C=1\text{mA}, I_B=0$	50			V
Emitter-base breakdown voltage	$V_{(BR)EBO}$	$I_E=100\mu\text{A}, I_C=0$	5			V
Collector cut-off current	$I_{CBO}$	$V_{CB}=60\text{V}, I_E=0$			100	nA
Emitter cut-off current	$I_{EBO}$	$V_{EB}=5\text{V}, I_C=0$			100	nA
DC current gain	$h_{FE}^*$	$V_{CE}=6\text{V}, I_C=1\text{mA}$	90		600	
Collector-emitter saturation voltage	$V_{CE(sat)}$	$I_C=100\text{mA}, I_B=10\text{mA}$			0.3	V
Base-emitter saturation voltage	$V_{BE(sat)}$	$I_C=100\text{mA}, I_B=10\text{mA}$			1	V
Base-emitter voltage	$V_{BE}$	$V_{CE}=6\text{V}, I_C=1\text{mA}$	0.55		0.65	V
Transition frequency	$f_T$	$V_{CE}=6\text{V}, I_C=10\text{mA}$		250		MHz
Collector output capacitance	$C_{ob}$	$V_{CB}=6\text{V}, I_E=0, f=1\text{MHz}$		3		pF

\*Pulse test: pulse width  $\leq 350\mu\text{s}$ , duty cycles  $\leq 2.0\%$ .

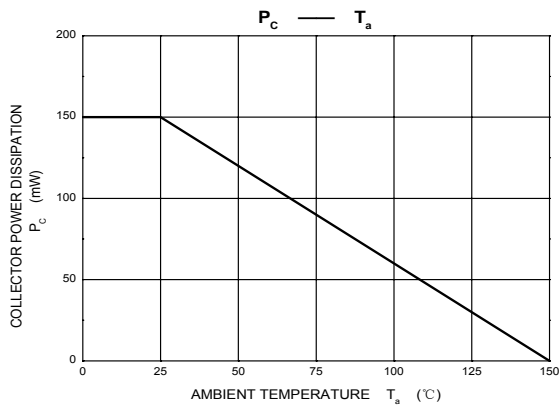
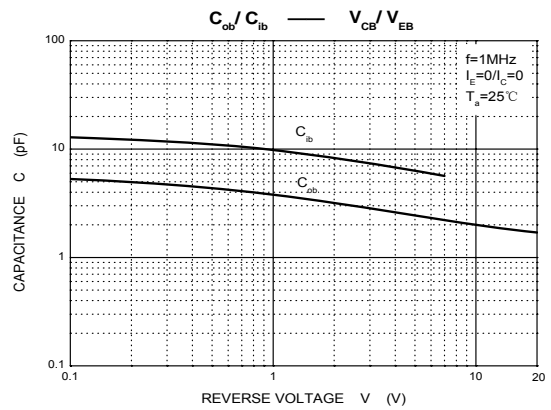
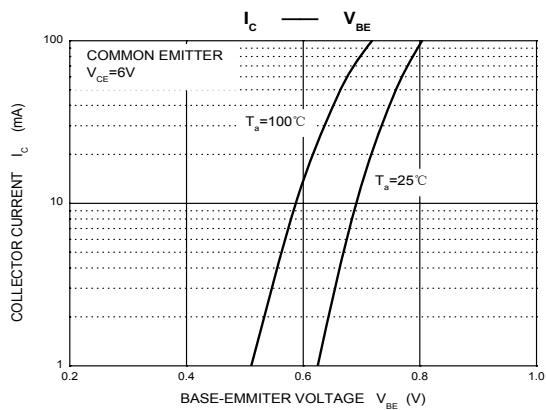
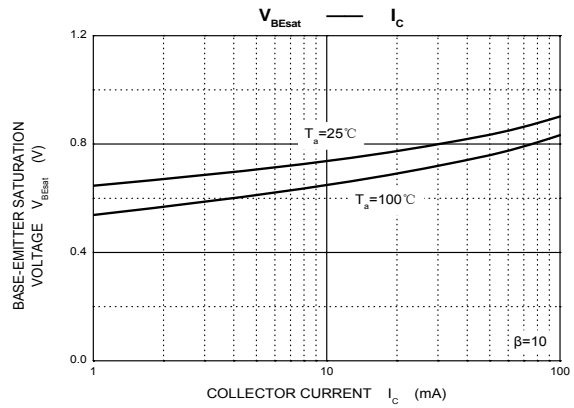
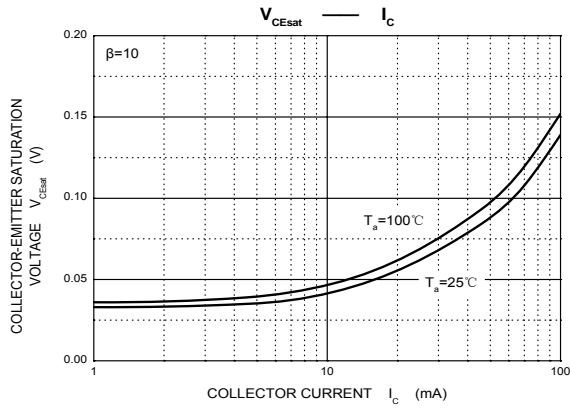
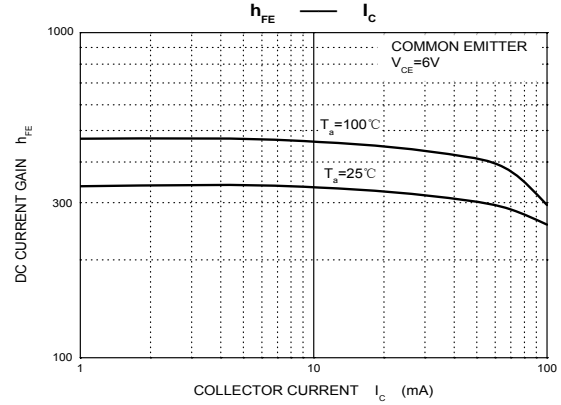
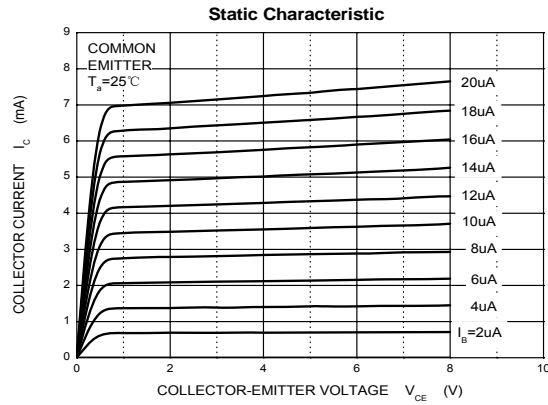
### CLASSIFICATION OF $h_{FE}$

RANK	L4	L5	L6	L7
RANGE	90 - 180	135 - 270	200 - 400	300 - 600
MARKING	L4	L5	L6	L7



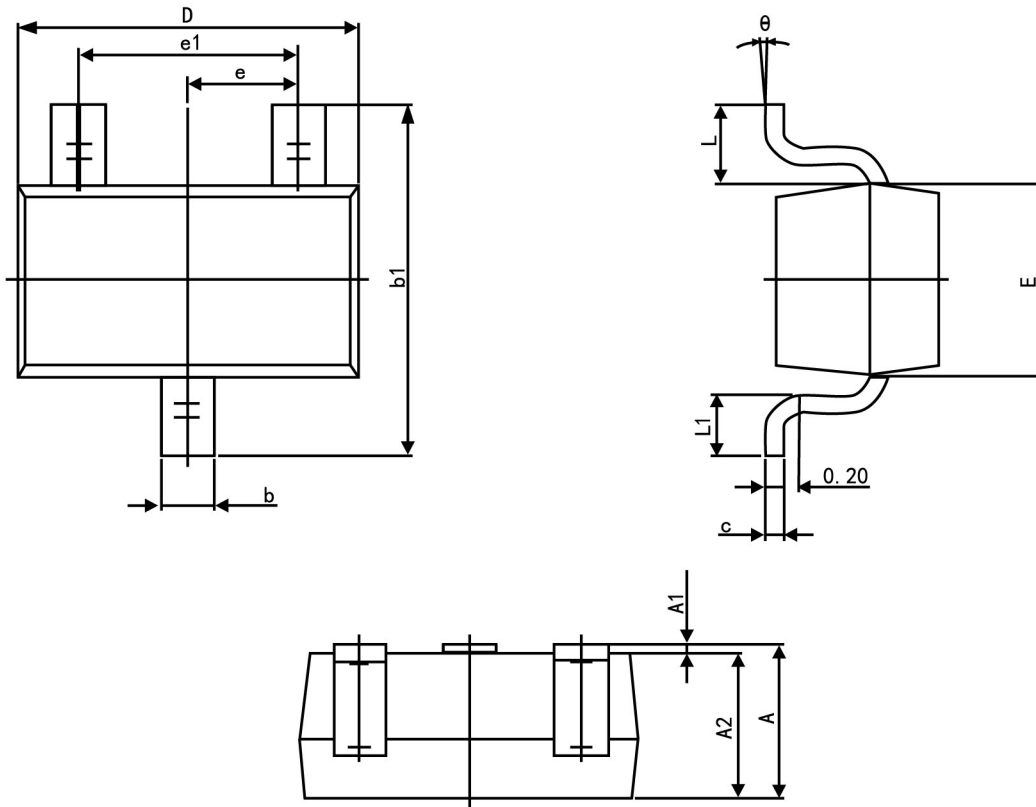
## Typical Characteristics

## 2SC4177





## SOT-323 PACKAGE OUTLINE DIMENSIONS



Symbol	Dimension in Millimeters	
	Min	Max
A	0.900	1.100
A1	0.000	0.100
A2	0.900	1.000
b	0.200	0.400
c	0.080	0.150
D	2.000	2.200
E	1.150	1.350
E1	2.150	2.450
e	0.650 TYP.	
e1	1.200	1.400
L	0.525 REF.	
L1	0.260	0.460
theta	0°	8°